



## Inline centrifugal fans

# Centro

Air capacity – up to 1700 m<sup>3</sup>/h

### Use

- ❑ Supply and exhaust ventilation systems installed in various premises.
- ❑ Mounting in kitchens, bathrooms and other humid premises.
- ❑ Compatible with Ø 100 up to 315 mm round air ducts.

### Design

- ❑ High-quality durable plastic casing.
- ❑ Aerodynamically shaped casing.
- ❑ Airtight mounting box.
- ❑ Centro 150 is compatible with 150 and 160 mm air ducts.

### Motor

- ❑ Single-phase external rotor motor with a centrifugal impeller with backward curved blades.
- ❑ Equipped with ball bearings for longer service life.
- ❑ Integrated thermal protection with automatic restart.
- ❑ Dynamically balanced turbine.
- ❑ Some standard sizes have high-powered motors (**Centro max**).
- ❑ For ventilation of premises with high requirements to noise level low-noise modifications are available (**Centro L**)

### Speed control

- ❑ Smooth speed control with a built-in electronic speed controller (option **FR**).
- ❑ Smooth speed control with an external thyristor controller or step speed control with an external auto transformer (both available upon separate order).

### Mounting

- ❑ Due to compact design the fan is the ideal solution for mounting in limited spaces.
- ❑ Any mounting position.
- ❑ Wall or ceiling mounting with fixing brackets supplied as a standard or with a wire frame **Halter Centro** (available upon separate order).
- ❑ Flexible air ducts are fixed on fan spigots with clamps.



### Modifications and options

- ❑ **FR** – built-in smooth speed controller from 0 to 100 %. The fan is supplied with a pre-wired power cable with IEC plug as a standard. The cable modification with a standard electric plug is also available (**FR1**).



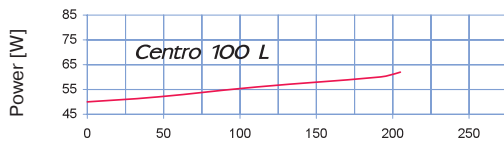
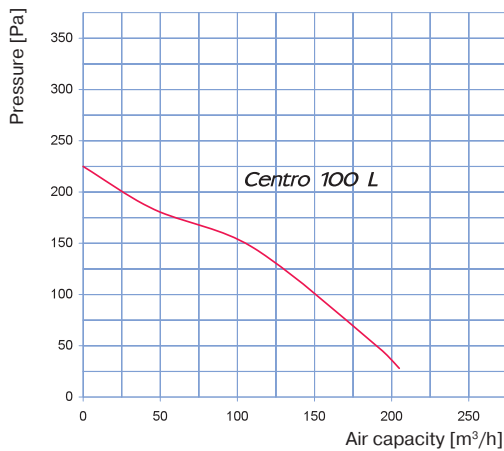
- ❑ **max** – high-powered motor.
- ❑ **L** – low-powered motor.
- ❑ **G** – smooth speed controller with an electronic thermostat and an external temperature sensor that is fixed on 4 m power cable. The fan is supplied with a pre-wired power cable with IEC plug as a standard. The cable modification with a standard electric plug is also available (**G1**).



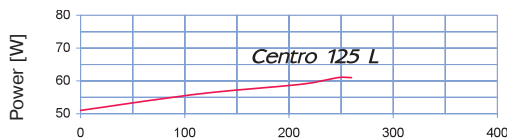
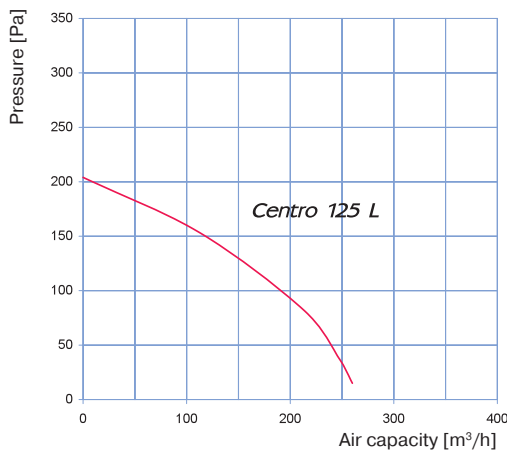
- ❑ **G1** – smooth speed controller with an electronic thermostat and a temperature sensor integrated into the air duct. The fan is supplied with a pre-wired power cable with IEC plug as a standard. The cable modification with a standard electric plug is also available (**G11**).
- ❑ **W** – the fan is equipped with a pre-wired power cable and IEC plug as a standard. Modification with a standard electric plug is available (**W1**).

## Specifications

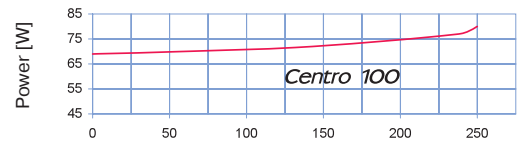
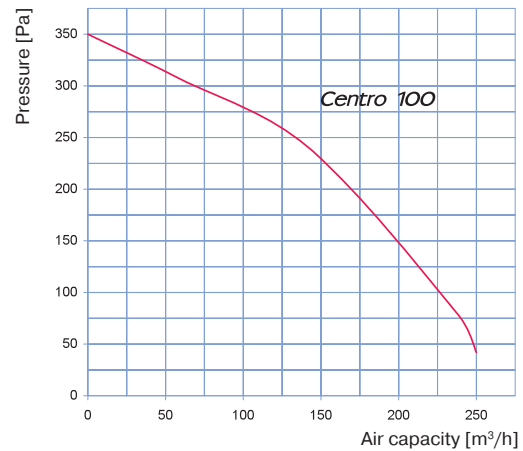
Parameters	Centro 100 L	Centro 100	Centro 125 L	Centro 125
Voltage [V / 50 Hz]	230	230	230	230
Power [W]	62	80	61	79
Current [A]	0.38	0.34	0.38	0.34
Maximum air capacity [m <sup>3</sup> /h]	205	250	260	355
RPM [min <sup>-1</sup> ]	2650	2820	2610	2800
Sound pressure level at 3 m distance [dBA]	36	46	36	46
Max. operating temperature [°C]	-25 +55	-25 +55	-25 +55	-25 +55
SEC class	C			B
Ingress protection rating	IPX4	IPX4	IPX4	IPX4



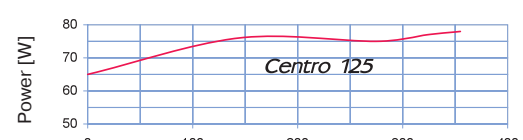
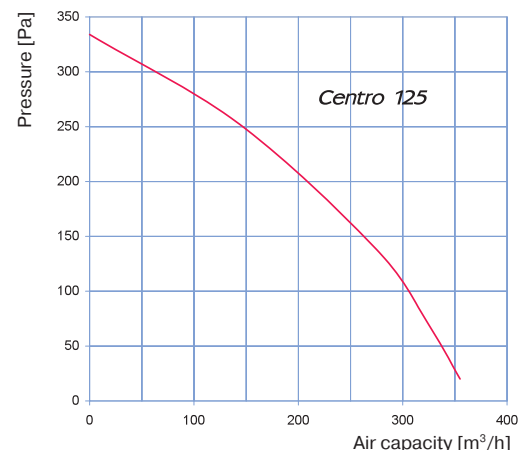
Sound-power level	Octave-frequency band [Hz]								
	Gen	63	125	250	500	1000	2000	4000	8000
L <sub>WA</sub> to inlet, [dBA]	62	51	59	58	57	50	46	42	28
L <sub>WA</sub> to outlet, [dBA]	67	54	63	61	59	50	47	42	33
L <sub>WA</sub> to environment, [dBA]	55	21	15	24	37	42	41	31	19



Sound-power level	Octave-frequency band [Hz]								
	Gen	63	125	250	500	1000	2000	4000	8000
L <sub>WA</sub> to inlet, [dBA]	58	34	51	53	53	49	47	37	30
L <sub>WA</sub> to outlet, [dBA]	61	37	53	57	62	51	48	39	31
L <sub>WA</sub> to environment, [dBA]	66	48	63	61	41	32	13	30	26



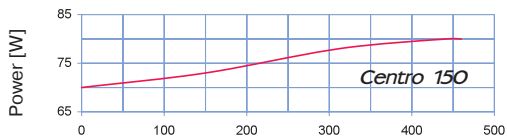
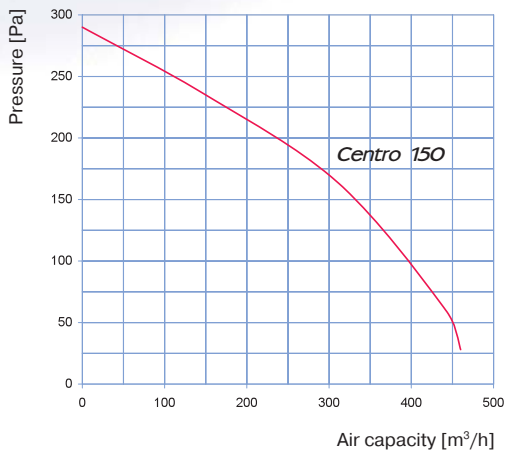
Sound-power level	Octave-frequency band [Hz]								
	Gen	63	125	250	500	1000	2000	4000	8000
L <sub>WA</sub> to inlet, [dBA]	71	51	65	70	66	60	57	53	38
L <sub>WA</sub> to outlet, [dBA]	75	51	68	70	68	66	57	57	42
L <sub>WA</sub> to environment, [dBA]	62	44	63	57	40	25	4	17	23



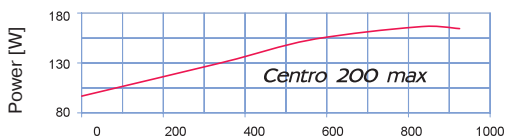
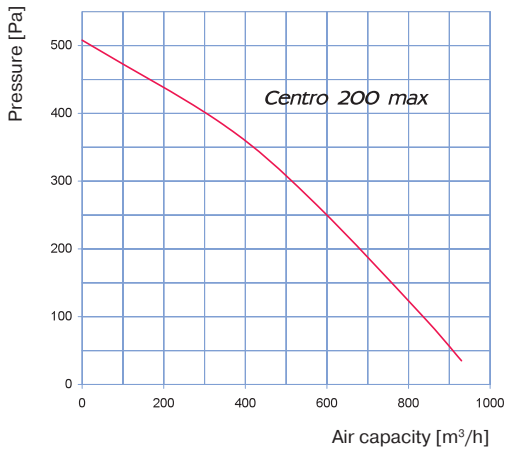
Sound-power level	Octave-frequency band [Hz]								
	Gen	63	125	250	500	1000	2000	4000	8000
L <sub>WA</sub> to inlet, [dBA]	74	55	65	66	70	63	61	52	40
L <sub>WA</sub> to outlet, [dBA]	77	58	65	71	75	69	61	53	44
L <sub>WA</sub> to environment, [dBA]	63	51	60	58	44	35	19	30	25

## Specifications

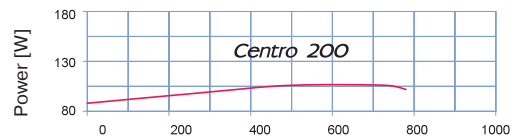
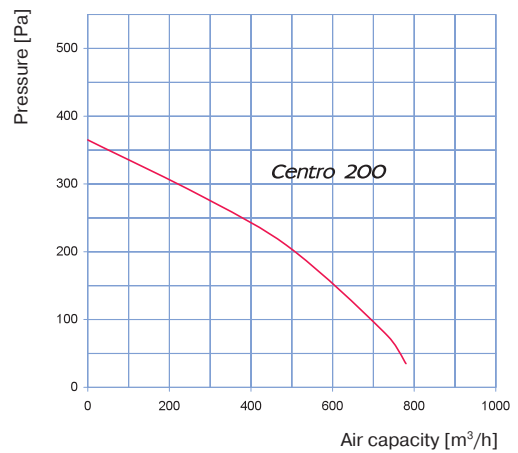
Parameters	Centro 150	Centro 200	Centro 200 max	Centro 250 L
Voltage [V / 50 Hz]	230	230	230	230
Power [W]	80	107	173	108
Current [A]	0.35	0.47	0.76	0.47
Maximum air capacity [m <sup>3</sup> /h]	460	780	930	865
RPM [min <sup>-1</sup> ]	2725	2660	2125	2560
Sound pressure level at 3 m distance [dBA]	46	48	51	51
Max. operating temperature [°C]	-25 +55	-25 +50	-25 +45	-25 +50
SEC class	B			
Ingress protection rating	IPX4	IPX4	IPX4	IPX4



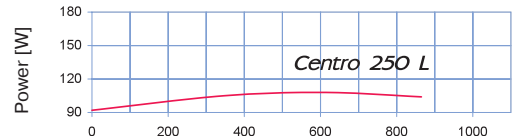
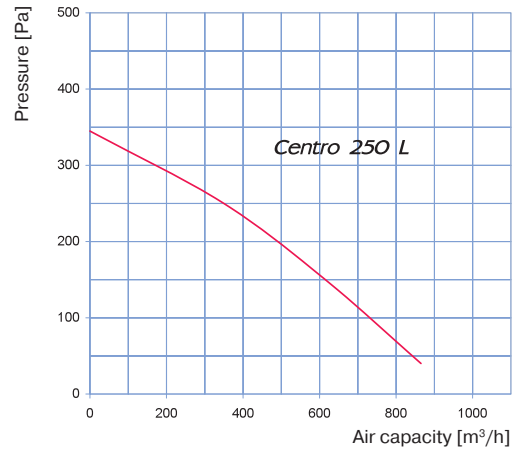
Sound-power level	Octave-frequency band [Hz]								
	Gen	63	125	250	500	1000	2000	4000	8000
L <sub>WA</sub> to inlet, [dBA]	70	43	63	62	65	63	60	50	38
L <sub>WA</sub> to outlet, [dBA]	76	44	69	63	71	65	64	54	41
L <sub>WA</sub> to environment, [dBA]	62	40	62	53	35	17	15	29	23



Sound-power level	Octave-frequency band [Hz]								
	Gen	63	125	250	500	1000	2000	4000	8000
L <sub>WA</sub> to inlet, [dBA]	75	51	69	72	71	67	60	60	51
L <sub>WA</sub> to outlet, [dBA]	81	56	74	71	76	69	62	57	55
L <sub>WA</sub> to environment, [dBA]	65	49	63	60	47	35	28	47	39



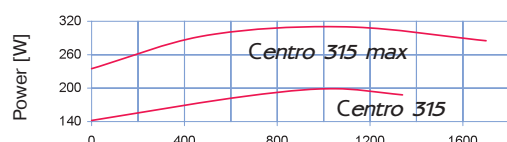
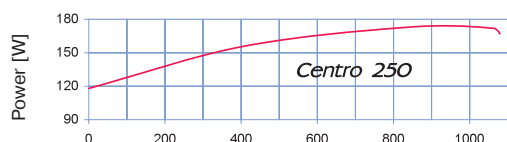
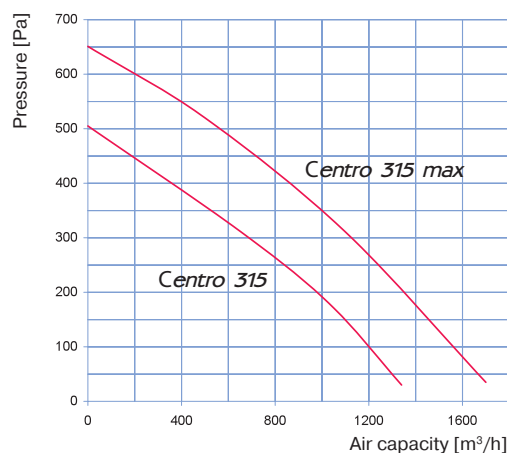
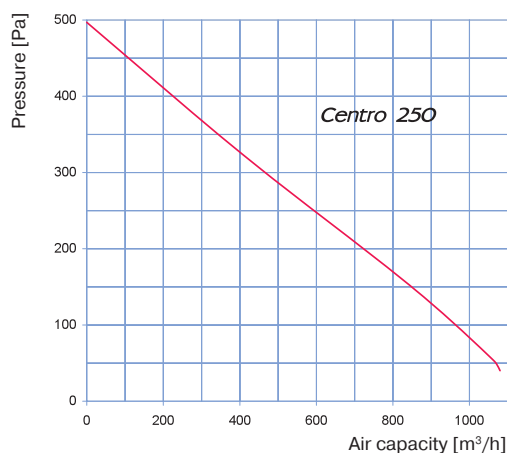
Sound-power level	Octave-frequency band [Hz]								
	Gen	63	125	250	500	1000	2000	4000	8000
L <sub>WA</sub> to inlet, [dBA]	76	47	65	65	70	63	61	61	49
L <sub>WA</sub> to outlet, [dBA]	81	53	66	71	73	65	68	63	51
L <sub>WA</sub> to environment, [dBA]	64	45	62	59	48	34	26	45	39



Sound-power level	Octave-frequency band [Hz]								
	Gen	63	125	250	500	1000	2000	4000	8000
L <sub>WA</sub> to inlet, [dBA]	68	46	59	62	65	60	59	64	53
L <sub>WA</sub> to outlet, [dBA]	72	47	62	62	65	65	60	64	57
L <sub>WA</sub> to environment, [dBA]	60	41	57	53	44	35	37	54	45

## Specifications

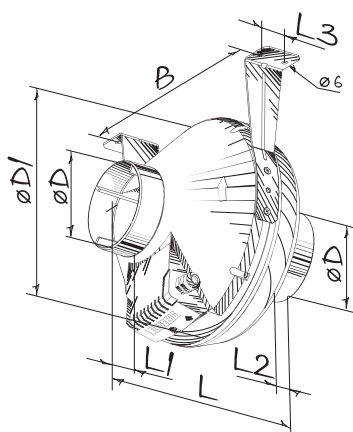
Parameters	Centro 250	Centro 315	Centro 315 max
Voltage [V / 50 Hz]	230	230	230
Power [W]	173	200	310
Current [A]	0.76	0.88	1.36
Maximum air capacity [m <sup>3</sup> /h]	1080	1340	1700
RPM [min <sup>-1</sup> ]	2090	2655	2590
Sound pressure level at 3 m distance [dBA]	50	50	53
Max. operating temperature [°C]	-25 +50	-25 +50	-25 +45
SEC class	B	-	-
Ingress protection rating	IPX4	IPX4	IPX4



Sound-power level	Octave-frequency band [Hz]								
	Gen	63	125	250	500	1000	2000	4000	8000
L <sub>wA</sub> to inlet, [dBA]	75	59	64	69	68	66	62	53	46
L <sub>wA</sub> to outlet, [dBA]	73	62	68	71	72	70	62	55	50
L <sub>wA</sub> to environment, [dBA]	67	58	62	61	50	41	37	45	38

Sound-power level	Octave-frequency band [Hz]								
	Gen	63	125	250	500	1000	2000	4000	8000
<b>Centro 315</b>									
L <sub>wA</sub> to inlet, [dBA]	72	35	50	61	66	64	64	60	55
L <sub>wA</sub> to outlet, [dBA]	71	40	57	68	71	65	63	57	57
L <sub>wA</sub> to environment, [dBA]	58	38	51	56	53	44	51	50	49
<b>Centro 315 max</b>									
L <sub>wA</sub> to inlet, [dBA]	75	57	68	71	71	69	66	61	59
L <sub>wA</sub> to outlet, [dBA]	79	58	68	76	74	67	68	66	59
L <sub>wA</sub> to environment, [dBA]	70	54	63	64	56	44	53	57	50

## Overall dimensions



Type	Dimensions [mm]							Weight [kg]
	ØD	ØD1	B	L	L1	L2	L3	
Centro 100 L / Centro 100	100	250	270	230	30	27	30	2.08
Centro 125 L / Centro 125	125	250	270	220	30	27	30	2.20
Centro 150	150 / 160	300	310	286	30	30	30	2.45
Centro 200	200	340	354	276	30	30	40	3.00
Centro 200 max	200	340	354	276	30	30	40	3.00
Centro 250 L / Centro 250	250	340	354	265	30	30	40	4.30
Centro 315	315	400	414	276	40	55	40	4.85
Centro 315 max	315	400	414	276	40	55	40	4.85